


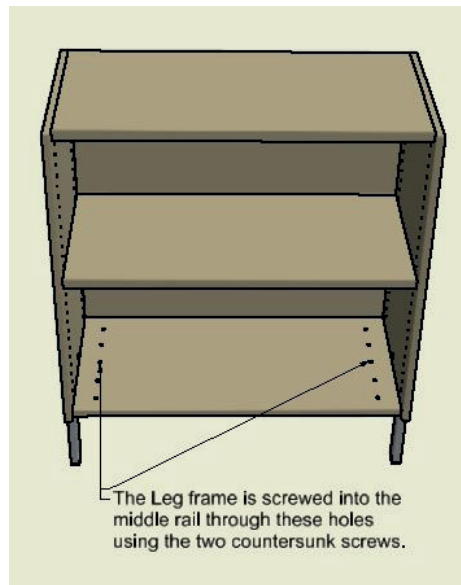
For more information,
please visit www.efg.info



Parts and tools for one pair of legs.



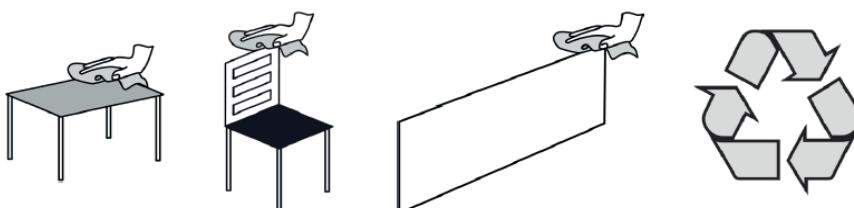
Fix each pair of legs to the middle rail. When the screw is fixed, add the plastic cover cap to cover the hole.



The leg frame is screwed into the middle rail through these holes using the two countersunk screws.



Use the fixed spanner to adjust the feet.



The product contains one or more of following materials:
Wood, metal, plastic.