

SMART OUTLETS FOR MEETING TABLES

Easily accessible power, charging and cable access. Available options for outlets with EU standard sockets are presented below.

CUTOUT ITEM NO H01 - SINGLE 60 MM CUTOUT | CUTOUT ITEM NO H02 - DOUBLE 60 MM CUTOUT



QI CHARGER
BRUSHED ALUMINIUM (A29H37)



POWER DOT MIDI,
POWER AND USB
BLACK (A50B76), WHITE (A50B75)



POWER DOT MIDI,
POWER AND CABLE ACCESS
BLACK (A50B79), WHITE (A50B78)

CUTOUT ITEM NO H03 - SINGLE 80 MM CUTOUT | CUTOUT ITEM NO H04 - DOUBLE 80 MM CUTOUT




POWER DOT MAGIC HOLES
BLACK (A50B70), WHITE (A50B71)



POWER DOT USB / DATA
BLACK (A50B72), WHITE (A50B73)



POWER GROMMET TWIST ROUND
BLACK (A60B22), WHITE (A60B21),
SILVER (A60B20)



POWER GROMMET TWIST SQUARE
BLACK (A60B24), WHITE (A60B23),
SILVER (A50B57)

CUTOUT ITEM. NO. H05



POWER BOX (LID ONLY)
GREY (A30B48), WHITE (A50B67)*

CUTOUT ITEM. NO. H07




TABLE TOP S
BLACK (A50B36), WHITE (A50B35)
SILVER (A50B34)

CUTOUT ITEM. NO. H08



TABLE TOP L
BLACK (A50B33), WHITE (A50B32)
SILVER (A50B31)

How to order:

1. Select your preferred set of outlets, lids, and equipment
2. Specify the required cutout type (article no H01-H08)
3. Note the total number of cutouts the cutout type results in for your selected table
4. Order the total number of outlets needed for the selected table.

CUTOUT ITEM. NO. H05



BI-LID S (LID ONLY)
BLACK (A50B27), WHITE (A50B26)
SILVER (A50B25) *



BI-BOX S (BOX ONLY)
BLACK (A30B59), WHITE (A30B58)
SILVER (A30B57) *

CUTOUT ITEM. NO. H06



BI-LID L (LID ONLY)
BLACK (A50B30), WHITE (A50B29)
SILVER (A50B28) *

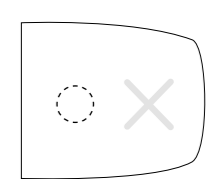
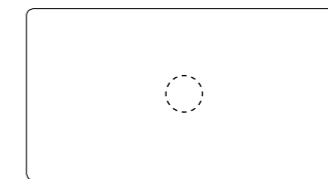
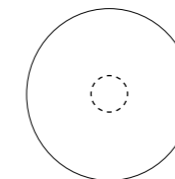
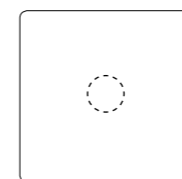


BI-BOX L (BOX ONLY)
BLACK (A50B17), WHITE (A50B16)
SILVER (A50B15) *

* Equipment for boxes are not included in item number, see EFG Pricelist for details.

STANDARD POSITIONING OF CUTOUTS (H01, H03, H05, H06, H07, H08)

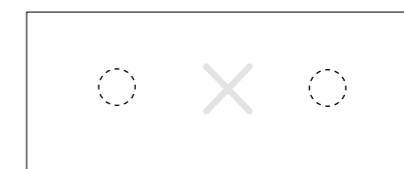
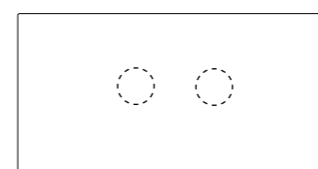
SINGLE CUTOUTS ARE CENTERED ON THE TABLE TOP



Exception:
end tops in combinations, wall
mounted (eg video tables)

STANDARD POSITIONING OF CUTOUTS (H02, H04)

DOUBLE CUTOUTS ARE PLACED TO EITHER SIDE OF THE CENTRE OF THE TABLE TOP.



Exception:
EFG HideTech tops in combinations