



# ASSORTMENT MODULES

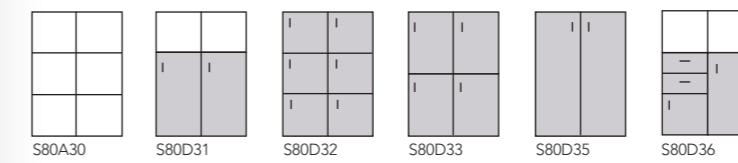
## DOORS AND DRAWER COMBINATIONS

Units in three heights and three widths in various standard combinations of doors, drawers and open shelves. Depth 400 mm. Choose a base from the list below; plinth, metal stand or wheel base. Drawer set available as option on the open units. W - unit is also possible to mount on wall.

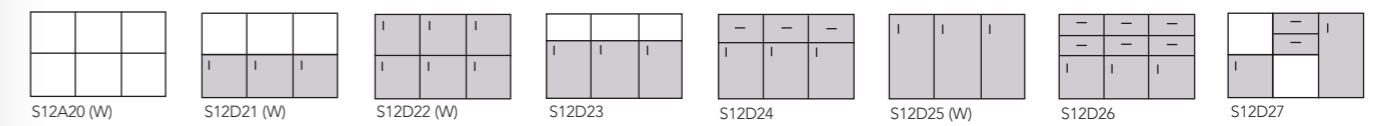
### 2A4 x 2 modules (h746 mm x w800 mm)



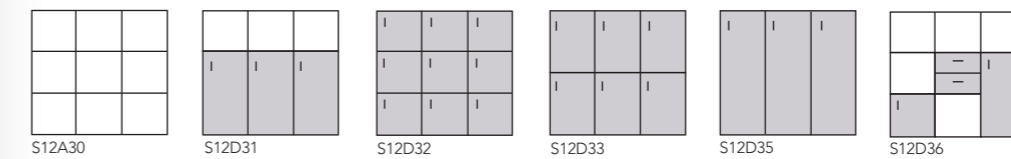
### 3A4 x 2 modules (h1098 mm x w800 mm)



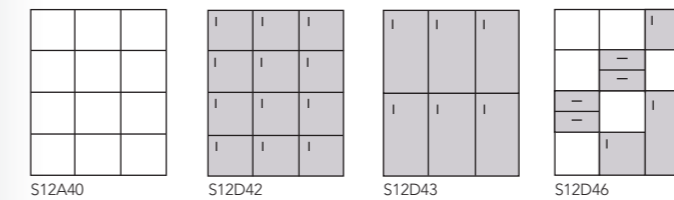
### 2A4 x 3 modules (h746 mm x w1191 mm)



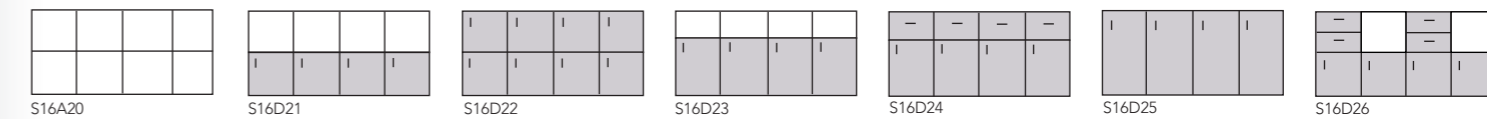
### 3A4 x 3 modules (h1098 mm x w1191 mm)



### 4A4 x 3 modules (h1450 mm x w1191 mm)



### 2A4 x 4 modules (h746 mm x w1582 mm)



### 3A4 x 3 modules (h1098 mm x w1582 mm)

