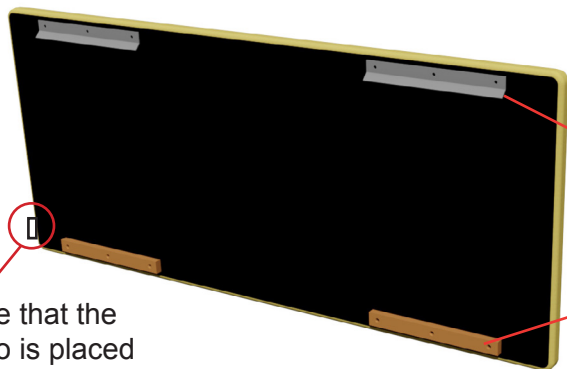



For more information,  
please visit [www.efg.info](http://www.efg.info)

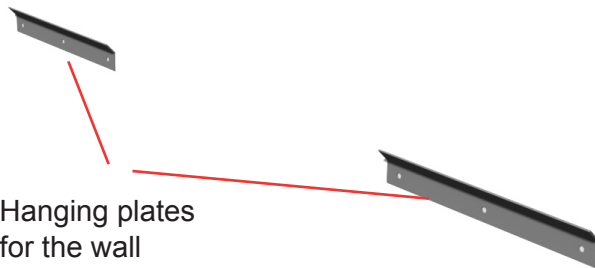


Screw the hanging plates and the distancers on the backside of the screen with wooden screws. Use the guideline holes.

Hanging plates

Distancers

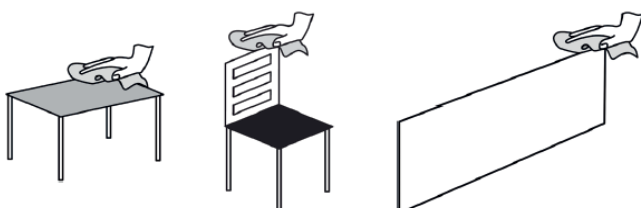
Be aware that the EFG logo is placed in the bottom right corner!



Hanging plates for the wall

Screw the corresponding hanging plates on to the wall. Use proper screws for the wall material.

Hang the screen on the hanging plates on the wall.



The product contains one or more of following materials:  
Wood, metal, plastic.