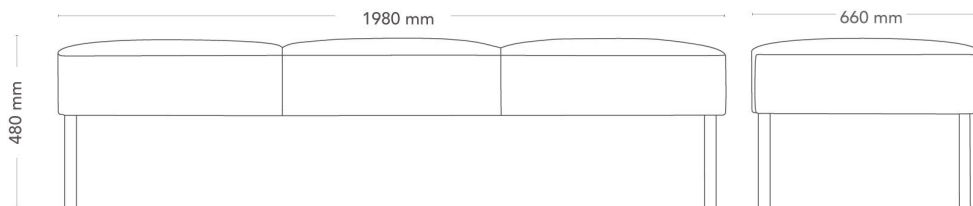


Mingle Lounge

BENCH, 3-SEATER

Mingle Lounge is a sofa series with generous dimensions for relaxed seating in the open office, the lounge, restaurant or café. The many options offer a great variety of shapes, sizes and heights. Bench, armchair, and sofa can be built into both open and secluded spaces. Place a two-seater sofa in the reception, or let a creative Mingle combination meander through the office landscape.

Mingle Lounge bench is available with one, two or three seats and can be a free-standing piece or can be included as part of a Mingle Lounge combination. For two- and three-seater, there is an optional flexible table / tablet.



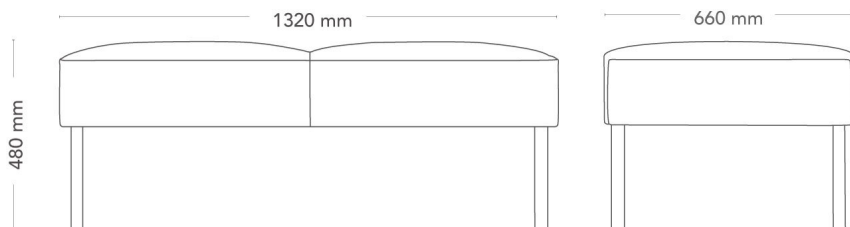
MODEL	Bench	
VARIANTS	<ul style="list-style-type: none"> – Metal legs – Wooden legs 	
ACCESSORIES	<ul style="list-style-type: none"> – Power and cable management – Flexible table 	
DETAILS	<ul style="list-style-type: none"> – Upholstery in one or two colours. – Stand-alone or connectable units. 	
CONSTRUCTION	Wooden seating frame made of wood-fibre board and solid wood. Cold-foam padding, fully upholstered. Sledge frame, made of Ø12 mm steel tube. Ø30 mm straight metal legs, made of powder-coated steel tube. Round, straight solid-wood legs Ø45 mm.	
DIMENSIONS	Height: 480 mm Depth: 660 mm	Width: 1980 mm Seat height: 480 mm
WEIGHT	31.0 kg	
TESTED	EN 16139, EN 1728	
WARRANTY	5 years	

Mingle Lounge

BENCH, 2-SEATER

Mingle Lounge is a sofa series with generous dimensions for relaxed seating in the open office, the lounge, restaurant or café. The many options offer a great variety of shapes, sizes and heights. Bench, armchair, and sofa can be built into both open and secluded spaces. Place a two-seater sofa in the reception, or let a creative Mingle combination meander through the office landscape.

Mingle Lounge bench is available with one, two or three seats and can be a free-standing piece or can be included as part of a Mingle Lounge combination. For two- and three-seater, there is an optional flexible table / tablet.



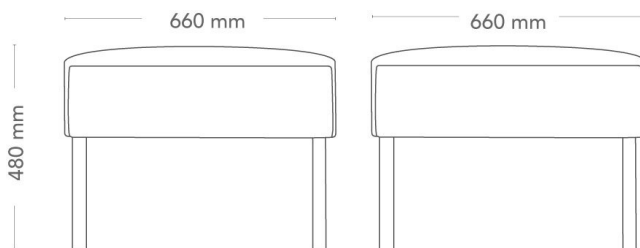
MODEL	Bench	
VARIANTS	<ul style="list-style-type: none"> – Metal legs – Wooden legs 	
ACCESSORIES	<ul style="list-style-type: none"> – Power and cable management – Flexible table 	
DETAILS	<ul style="list-style-type: none"> – Upholstery in one or two colours. – Stand-alone or connectable units. 	
CONSTRUCTION	Wooden seating frame made of wood-fibre board and solid wood. Cold-foam padding, fully upholstered. Sledge frame, made of Ø12 mm steel tube. Ø30 mm straight metal legs, made of powder-coated steel tube. Round, straight solid-wood legs Ø45 mm.	
DIMENSIONS	Height: 480 mm Depth: 660 mm	Width: 1320 mm Seat height: 480 mm
WEIGHT	20.8 kg	
TESTED	EN 16139, EN 1728	
WARRANTY	5 years	

Mingle Lounge

BENCH, 1-SEATER

Mingle Lounge is a sofa series with generous dimensions for relaxed seating in the open office, the lounge, restaurant or café. The many options offer a great variety of shapes, sizes and heights. Bench, armchair, and sofa can be built into both open and secluded spaces. Place a two-seater sofa in the reception, or let a creative Mingle combination meander through the office landscape.

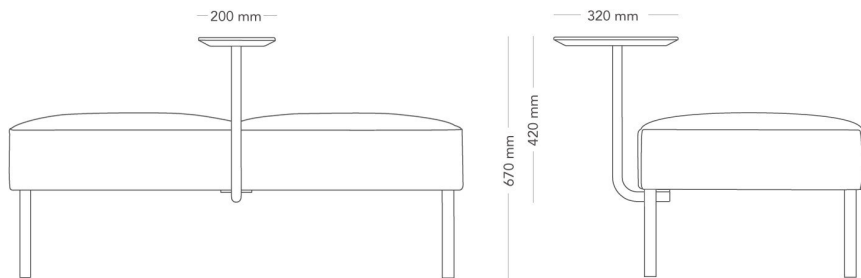
Mingle Lounge bench is available with one, two or three seats and can be a free-standing piece or can be included as part of a Mingle Lounge combination. For two- and three-seater, there is an optional flexible table / tablet.



MODEL	Bench
VARIANTS	<ul style="list-style-type: none"> – Metal legs – Wooden legs
ACCESSORIES	<ul style="list-style-type: none"> – Power and cable management – Flexible table
DETAILS	<ul style="list-style-type: none"> – Upholstery in one or two colours. – Stand-alone or connectable units.
CONSTRUCTION	Wooden seating frame made of wood-fibre board and solid wood. Cold-foam padding, fully upholstered. Sledge frame, made of Ø12 mm steel tube. Ø30 mm straight metal legs, made of powder-coated steel tube. Round, straight solid-wood legs Ø45 mm.
DIMENSIONS	Width: 660 mm Depth: 660 mm Seat height: 480 mm
WEIGHT	12.9 kg
TESTED	EN 16139, EN 1728
WARRANTY	5 years

Mingle Lounge

TABLE



MODEL	Flexible table	
VARIANTS	<ul style="list-style-type: none"> – Metal legs – Wooden legs 	
ACCESSORIES	<ul style="list-style-type: none"> – Power and cable management – Flexible table 	
DETAILS	<ul style="list-style-type: none"> – Upholstery in one or two colours. – Stand-alone or connectable units. 	
CONSTRUCTION	Wooden seating frame made of wood-fibre board and solid wood. Cold-foam padding, fully upholstered. Sledge frame, made of Ø12 mm steel tube. Ø30 mm straight metal legs, made of powder-coated steel tube. Round, straight solid-wood legs Ø45 mm.	
DIMENSIONS	Height: 420 mm Depth: 320 mm	Width: 200 mm
WEIGHT	5.9 kg	
TESTED	EN 16139, EN 1728	
WARRANTY	5 years	