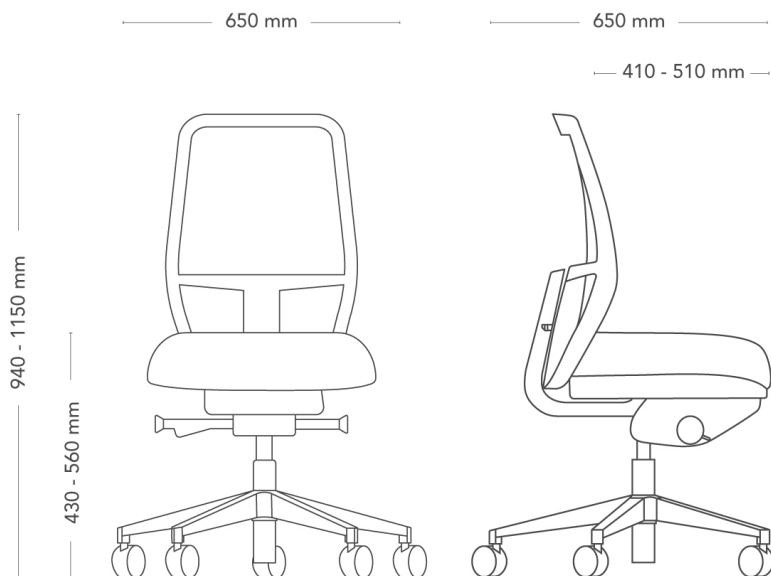


Savo Soul

MESH BACK 50 (SOFT SEAT)

Savo Soul is an ergonomic office chair, without being complex, so that it can interact with the body in perfect harmony. It is a chair for everyone, it is easy to use, immediately adapts itself to the user and has an intuitive design. The chair can be fine-tuned as needed, so that you can sit well all day long. The backrest and seat are synchronized for an extra smooth feeling and the automatic adjustment of the back resistance means that you can safely lean back with comfortable support. The seat and backrest can be tilted independently in several angles. The Flexi Back® function follows the body's movements automatically, even sideways, which keeps the back upright providing optimal support in all positions.



MODEL

Savo Soul workchair

VARIANTS

- Back 40
- Back 60
- Seat Small
- Seat Soft
- Back 50
- Mesh back
- Seat Medium

ACCESSORIES

- Neckrest
- Armrests
- Options for castors

CONSTRUCTION

Mesh back with frame and J-bar made of recycled plastic. Upholstered back with frame made of recycled plastic and cold foam, covered with fabric. Seat frame made of plastic with cold foam padding. Mechanism in recycled aluminium. Height-adjustable steel pillar. 5-star swivel base made of cast recycled aluminum, or recycled plastic, with castors diameter 60 mm. Armrests (optional) made of injection-molded recycled plastic and die-cast recycled aluminum. Headrest (optional) with recycled plastic frame with cold foam padding.

DIMENSIONS

Height: 940-1150 mm Width: 650 mm
 Depth: 650 mm Seat height (with load): 430-560 mm
 Backrest W: 420 mm Backrest H: 590 mm
 Base diameter: 710 mm

WEIGHT

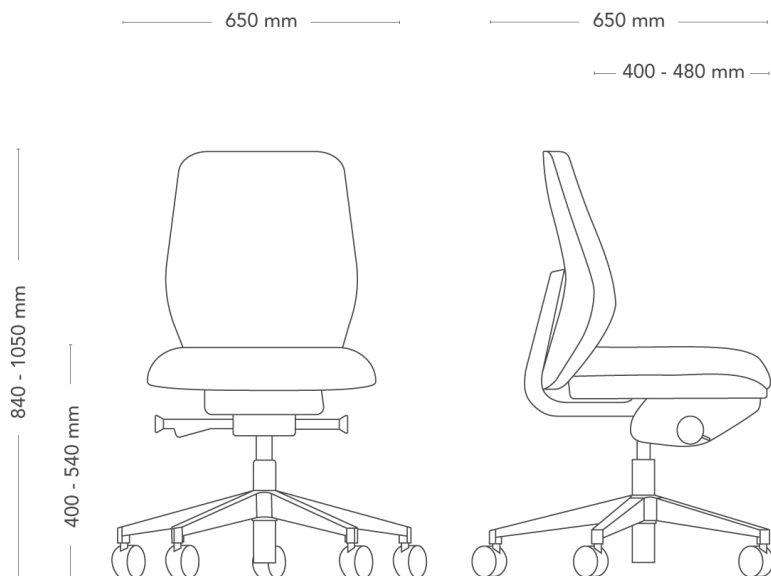
13.3 kg

TESTED	EN1335- 1, -2:2018, EN1728
WARRANTY	10 years

Savo Soul

40 BACK (SMALL SEAT)

Savo Soul is an ergonomic office chair, without being complex, so that it can interact with the body in perfect harmony. It is a chair for everyone, it is easy to use, immediately adapts itself to the user and has an intuitive design. The chair can be fine-tuned as needed, so that you can sit well all day long. The backrest and seat are synchronized for an extra smooth feeling and the automatic adjustment of the back resistance means that you can safely lean back with comfortable support. The seat and backrest can be tilted independently in several angles. The Flexi Back® function follows the body's movements automatically, even sideways, which keeps the back upright providing optimal support in all positions.



MODEL

Savo Soul workchair

VARIANTS

- Back 40
- Back 60
- Seat Small
- Seat Soft
- Back 50
- Mesh back
- Seat Medium

ACCESSORIES

- Neckrest
- Armrests
- Options for castors

CONSTRUCTION

Mesh back with frame and J-bar made of recycled plastic. Upholstered back with frame made of recycled plastic and cold foam, covered with fabric. Seat frame made of plastic with cold foam padding. Mechanism in recycled aluminium. Height-adjustable steel pillar. 5-star swivel base made of cast recycled aluminum, or recycled plastic, with castors diameter 60 mm. Armrests (optional) made of injection-molded recycled plastic and die-cast recycled aluminum. Headrest (optional) with recycled plastic frame with cold foam padding.

DIMENSIONS

Height: 840-1050 mm Width: 650 mm
 Depth: 650 mm Seat height (with load): 400-540 mm
 Backrest W: 400 mm Backrest H: 480 mm
 Base diameter: 710 mm

WEIGHT

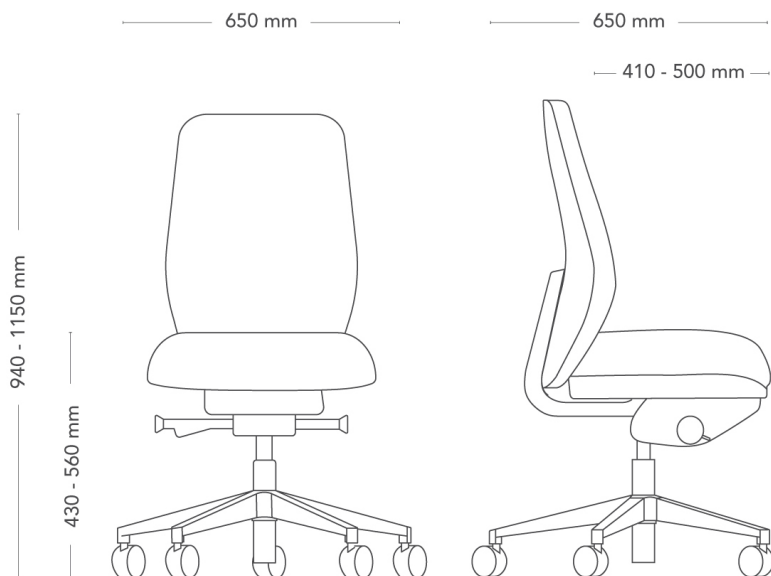
15.1 kg

TESTED	EN1335- 1, -2:2018, EN1728
WARRANTY	10 years

Savo Soul

50 BACK (SOFT SEAT)

Savo Soul is an ergonomic office chair, without being complex, so that it can interact with the body in perfect harmony. It is a chair for everyone, it is easy to use, immediately adapts itself to the user and has an intuitive design. The chair can be fine-tuned as needed, so that you can sit well all day long. The backrest and seat are synchronized for an extra smooth feeling and the automatic adjustment of the back resistance means that you can safely lean back with comfortable support. The seat and backrest can be tilted independently in several angles. The Flexi Back® function follows the body's movements automatically, even sideways, which keeps the back upright providing optimal support in all positions.



MODEL

Savo Soul workchair

VARIANTS

- Back 40
- Back 60
- Seat Small
- Seat Soft
- Back 50
- Mesh back
- Seat Medium

ACCESSORIES

- Neckrest
- Armrests
- Options for castors

CONSTRUCTION

Mesh back with frame and J-bar made of recycled plastic. Upholstered back with frame made of recycled plastic and cold foam, covered with fabric. Seat frame made of plastic with cold foam padding. Mechanism in recycled aluminium. Height-adjustable steel pillar. 5-star swivel base made of cast recycled aluminum, or recycled plastic, with castors diameter 60 mm. Armrests (optional) made of injection-molded recycled plastic and die-cast recycled aluminum. Headrest (optional) with recycled plastic frame with cold foam padding.

DIMENSIONS

Height: 940-1150 mm Width: 650 mm
 Depth: 650 mm Seat height (with load): 430-560 mm
 Backrest W: 420 mm Backrest H: 590 mm
 Base diameter: 710 mm

WEIGHT

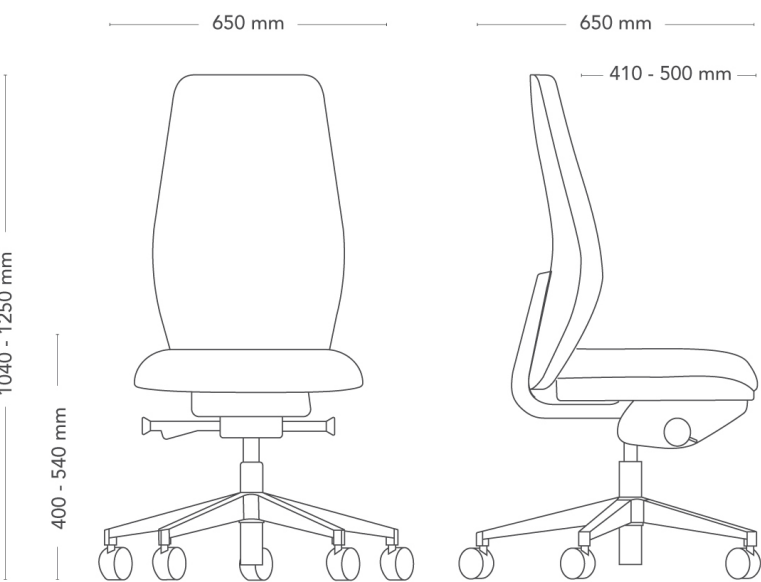
15.7 kg

TESTED	EN1335- 1, -2:2018, EN1728
WARRANTY	10 years

Savo Soul

60 BACK (MEDIUM SEAT)

Savo Soul is an ergonomic office chair, without being complex, so that it can interact with the body in perfect harmony. It is a chair for everyone, it is easy to use, immediately adapts itself to the user and has an intuitive design. The chair can be fine-tuned as needed, so that you can sit well all day long. The backrest and seat are synchronized for an extra smooth feeling and the automatic adjustment of the back resistance means that you can safely lean back with comfortable support. The seat and backrest can be tilted independently in several angles. The Flexi Back® function follows the body's movements automatically, even sideways, which keeps the back upright providing optimal support in all positions.



MODEL	Savo Soul workchair	
VARIANTS	<div><div>– Back 40</div><div>– Back 60</div><div>– Seat Small</div><div>– Seat Soft</div></div>	<div><div>– Back 50</div><div>– Mesh back</div><div>– Seat Medium</div></div>
ACCESSORIES	<div><div>– Neckrest</div><div>– Armrests</div><div>– Options for castors</div></div>	
CONSTRUCTION	Mesh back with frame and J-bar made of recycled plastic. Upholstered back with frame made of recycled plastic and cold foam, covered with fabric. Seat frame made of plastic with cold foam padding. Mechanism in recycled aluminium. Height-adjustable steel pillar. 5-star swivel base made of cast recycled aluminum, or recycled plastic, with castors diameter 60 mm. Armrests (optional) made of injection-molded recycled plastic and die-cast recycled aluminum. Headrest (optional) with recycled plastic frame with cold foam padding.	
DIMENSIONS	<div><div>Height: 1040-1250 mm</div><div>Depth: 650 mm</div><div>Backrest W: 420 mm</div><div>Base diameter: 710 mm</div></div>	<div><div>Width: 650 mm</div><div>Seat height (with load): 400-540 mm</div><div>Backrest H: 670 mm</div></div>
WEIGHT	15.9 kg	

TESTED	EN1335- 1, -2:2018, EN1728
WARRANTY	10 years