


Pulse

STORAGE

Pulse is a functional storage family with clean lines, sharp edges and a large variety of materials and finishes. It is flexible and functional, modular, adaptable and it can be configured either by our own dedicated workstation or in clustered units in the open landscape.

Modular construction. Open shelving, different combinations of storage with drawers and doors.



MODEL

Storage with doors and drawers

VARIANTS

- Open shelves
- Drawers
- Leg frame 235 mm
- Plinth 70 mm
- Doors
- Leg frame 94 mm
- Castors Ø60 mm

ACCESSORIES

- Bracket handle
- Other colours on leg frame
- Key lock
- Code lock
- RFID-lock
- Knob

DETAILS

- Storage units can be ordered with metal legs in two heights, plinths or castors. Lock with key is standard, also available with code lock or RFID lock. Different options are available for handles and knobs.

CONSTRUCTION

22 mm wood-fibre board frame, sides, fronts and bottom are 16 mm board, back is 8 mm board. Surface coating is either veneer or MFC, thickness 0.2-2 mm depending on material choice. Options for legs/plinth: Plastic or MFC/wood board plinth. Leg frame of 12x12 mm steel, alternatively steel frame with castors Ø60 mm. Options for locks: steel key lock, alternatively steel/plastic code lock, or RFID-lock. Options for handles: steel bracket handle, knob or recessed handle.

DIMENSIONS	Height: 746/1098 mm Width: 800/1191/1582 mm Depth: 400 mm
------------	---

WEIGHT	30 - 90 kg
--------	------------

TESTED	EN 16121 - EN 16122
--------	---------------------


GUARANTEE	5 years
-----------	---------

Pulse

STORAGE

Pulse is a functional storage family with clean lines, sharp edges and a large variety of materials and finishes. It is flexible and functional, modular, adaptable and it can be configured either by our own dedicated workstation or in clustered units in the open landscape.

Modular construction. Open shelving, different combinations of storage with drawers and doors.



MODEL

Storage with doors and drawers

VARIANTS

- Open shelves
- Drawers
- Leg frame 235 mm
- Plinth 70 mm
- Doors
- Leg frame 94 mm
- Castors Ø60 mm

ACCESSORIES

- Bracket handle
- Other colours on leg frame
- Key lock
- Code lock
- RFID-lock
- Knob

DETAILS

- Storage units can be ordered with metal legs in two heights, plinths or castors. Lock with key is standard, also available with code lock or RFID lock. Different options are available for handles and knobs.

CONSTRUCTION

22 mm wood-fibre board frame, sides, fronts and bottom are 16 mm board, back is 8 mm board. Surface coating is either veneer or MFC, thickness 0.2-2 mm depending on material choice. Options for legs/plinth: Plastic or MFC/wood board plinth. Leg frame of 12x12 mm steel, alternatively steel frame with castors Ø60 mm. Options for locks: steel key lock, alternatively steel/plastic code lock, or RFID-lock. Options for handles: steel bracket handle, knob or recessed handle.

DIMENSIONS	Height: 746/1098/1450 mm Width: 800/1191 mm Depth: 400 mm
------------	---

WEIGHT	30 - 90 kg
--------	------------

TESTED	EN 16121 - EN 16122
--------	---------------------


GUARANTEE	5 years
-----------	---------

Pulse

STORAGE

Pulse is a functional storage family with clean lines, sharp edges and a large variety of materials and finishes. It is flexible and functional, modular, adaptable and it can be configured either by our own dedicated workstation or in clustered units in the open landscape.

Modular construction. Open shelving, different combinations of storage with drawers and doors.



MODEL	Storage with doors and drawers	
VARIANTS	<ul style="list-style-type: none"> – Open shelves – Drawers – Leg frame 235 mm – Plinth 70 mm 	<ul style="list-style-type: none"> – Doors – Leg frame 94 mm – Castors Ø60 mm
ACCESSORIES	<ul style="list-style-type: none"> – Bracket handle – Other colours on leg frame – Key lock – Code lock – RFID-lock – Knob 	
DETAILS	<ul style="list-style-type: none"> – Storage units can be ordered with metal legs in two heights, plinths or castors. Lock with key is standard, also available with code lock or RFID lock. Different options are available for handles and knobs. 	
CONSTRUCTION	<p>22 mm wood-fibre board frame, sides, fronts and bottom are 16 mm board, back is 8 mm board. Surface coating is either veneer or MFC, thickness 0.2-2 mm depending on material choice. Options for legs/plinth: Plastic or MFC/wood board plinth. Leg frame of 12x12 mm steel, alternatively steel frame with castors Ø60 mm. Options for locks: steel key lock, alternatively steel/plastic code lock, or RFID-lock. Options for handles: steel bracket handle, knob or recessed handle.</p>	

DIMENSIONS	Height: 746/1098/1450 mm Width: 800/1191 mm Depth: 400 mm
WEIGHT	30 - 90 kg
TESTED	EN 16121 - EN 16122
GUARANTEE	5 years
