

# SMART OUTLETS FOR MEETING TABLES

Easily accessible power, charging and cable access. Available options for outlets with EU standard sockets are presented below.

## CUTOUT ITEM NO H01 - SINGLE 60 MM CUTOUT | CUTOUT ITEM NO H02 - DOUBLE 60 MM CUTOUT



QI CHARGER  
BRUSHED ALUMINIUM (A29H37)



POWER DOT MIDI,  
POWER AND USB  
BLACK (A50B76), WHITE (A50B75)



POWER DOT MIDI,  
POWER AND CABLE ACCESS  
BLACK (A50B79), WHITE (A50B78)

## CUTOUT ITEM NO H03 - SINGLE 80 MM CUTOUT | CUTOUT ITEM NO H04 - DOUBLE 80 MM CUTOUT




POWER DOT MAGIC HOLES  
BLACK (A50B70), WHITE (A50B71)



POWER DOT USB / DATA  
BLACK (A50B72), WHITE (A50B73)



POWER GROMMET TWIST ROUND  
BLACK (A60B22), WHITE (A60B21),  
SILVER (A60B20)



POWER GROMMET TWIST SQUARE  
BLACK (A60B24), WHITE (A60B23),  
SILVER (A50B57)

## CUTOUT ITEM. NO. H05



POWER BOX (LID ONLY)  
GREY (A30B48), WHITE (A50B67)\*

## CUTOUT ITEM. NO. H07




TABLE TOP S  
BLACK (A50B36), WHITE (A50B35)  
SILVER (A50B34)

## CUTOUT ITEM. NO. H08



TABLE TOP L  
BLACK (A50B33), WHITE (A50B32)  
SILVER (A50B31)

## How to order:

1. Select your preferred set of outlets, lids, and equipment
2. Specify the required cutout type (article no H01-H08)
3. Note the total number of cutouts the cutout type results in for your selected table
4. Order the total number of outlets needed for the selected table.

## CUTOUT ITEM. NO. H05



BI-LID S (LID ONLY)  
BLACK (A50B27), WHITE (A50B26)  
SILVER (A50B25) \*



BI-BOX S (BOX ONLY)  
BLACK (A30B59), WHITE (A30B58)  
SILVER (A30B57) \*

## CUTOUT ITEM. NO. H06



BI-LID L (LID ONLY)  
BLACK (A50B30), WHITE (A50B29)  
SILVER (A50B28) \*

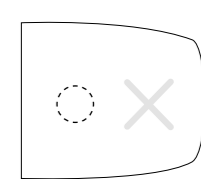
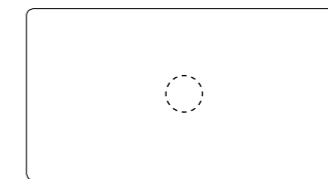
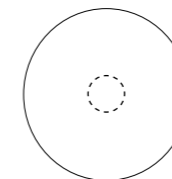
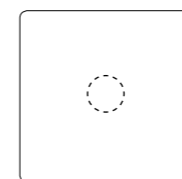


BI-BOX L (BOX ONLY)  
BLACK (A50B17), WHITE (A50B16)  
SILVER (A50B15) \*

\* Equipment for boxes are not included in item number, see EFG Pricelist for details.

## STANDARD POSITIONING OF CUTOUTS (H01, H03, H05, H06, H07, H08)

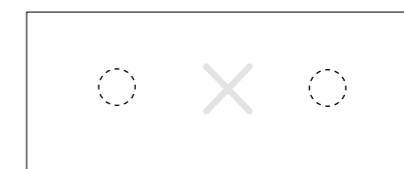
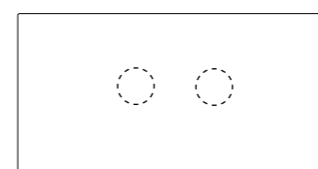
SINGLE CUTOUTS ARE CENTERED ON THE TABLE TOP



Exception:  
end tops in combinations, wall  
mounted (eg video tables)

## STANDARD POSITIONING OF CUTOUTS (H02, H04)

DOUBLE CUTOUTS ARE PLACED TO EITHER SIDE OF THE CENTRE OF THE TABLE TOP.



Exception:  
EFG HideTech tops in combinations